

VOLVO TRACKED PAVER

ABG 9820



MORE CARE. BUILT IN.



THE ULTIMATE PAVER FOR EXTREME PAVING TASKS

Volvo's ABG 9820 has been designed for placing all kinds of wearing, binder and base courses in large paving widths up to 16 m and thicknesses up to 500 mm. A high paving output, ample reserve power, a robust and sturdy design and Volvo's well known ease of operation are significant features of this heavy-duty paver.

Construction Projects

The ABG 9820 is predestined for large paving projects where a high paving rate and optimum quality of the mat is required:

- Motorways, main roads and highways
- Airfield construction
- Urban roads
- Railway tracks (hard carriageways or railway track ballast)

A Powerful, Environmentally Friendly Engine

The COM III certified high performance engine provides ample reserve power for all operating conditions even at maximum paving width and under extremely high loads.

B Crawler Unit with Patented Height Adjustment System for Thick Lift Paving

Without a great deal of conversion work, the paver is quickly adjusted for thick lift paving up to 500 mm.

C Travel Drive with Electronic Control

The electronically controlled travel drive ensures a uniform propulsion, accurate straight ahead travel, exact cornering and soft start.

D Highest Performance Mix Conveyor System

The ABG 9820 has a laydown rate of up to 1 500 t/h. Accordingly, the large hopper has a capacity of 17.5 t. Independent drives for both bar conveyors and augers ensure the right amount of paving material is conveyed to both sides of the screed where and when it is required.


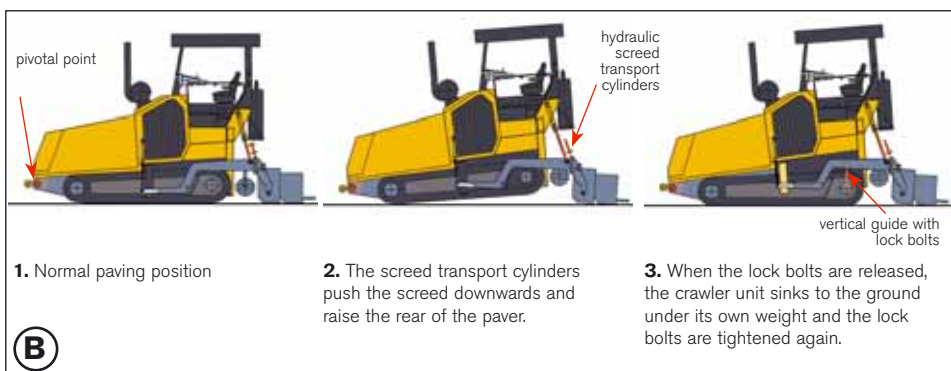
E Screed Technology

Both Vario and fixed screed models can be supplied as standard or high density versions. With the ABG high density screeds Volvo offers outstanding technology. Patented double tampers in combination with vibration enable the paver to achieve the highest possible degree of compaction so that the need for subsequent roller compaction can be significantly reduced.

F Excellent Operating Comfort

Like all Volvo ABG pavers, the ABG 9820 features the latest generation of the EPM system. No other system on the market offers such intuitive operation, and extensive options for storing and analyzing machine data.

The operator's platform provides excellent all-round vision and spacious leg room for the operator. Both seats can be laterally extended beyond the outer edge of the paver.





G High Tractive Power

Very high traction is achieved due to high static friction of the replaceable rubber track shoes. The large ground contact area, 3-point suspension and optimum weight distribution of the paver enables an efficient paving process even on bases with poor bearing capacity or on uneven ground.

H Latest Generation of EPM

The Electronic Paver Management (EPM) is a well-proven serial CAN bus control system with a modern operating panel that clearly displays all paver functions, settings and operating status.



G

A

H

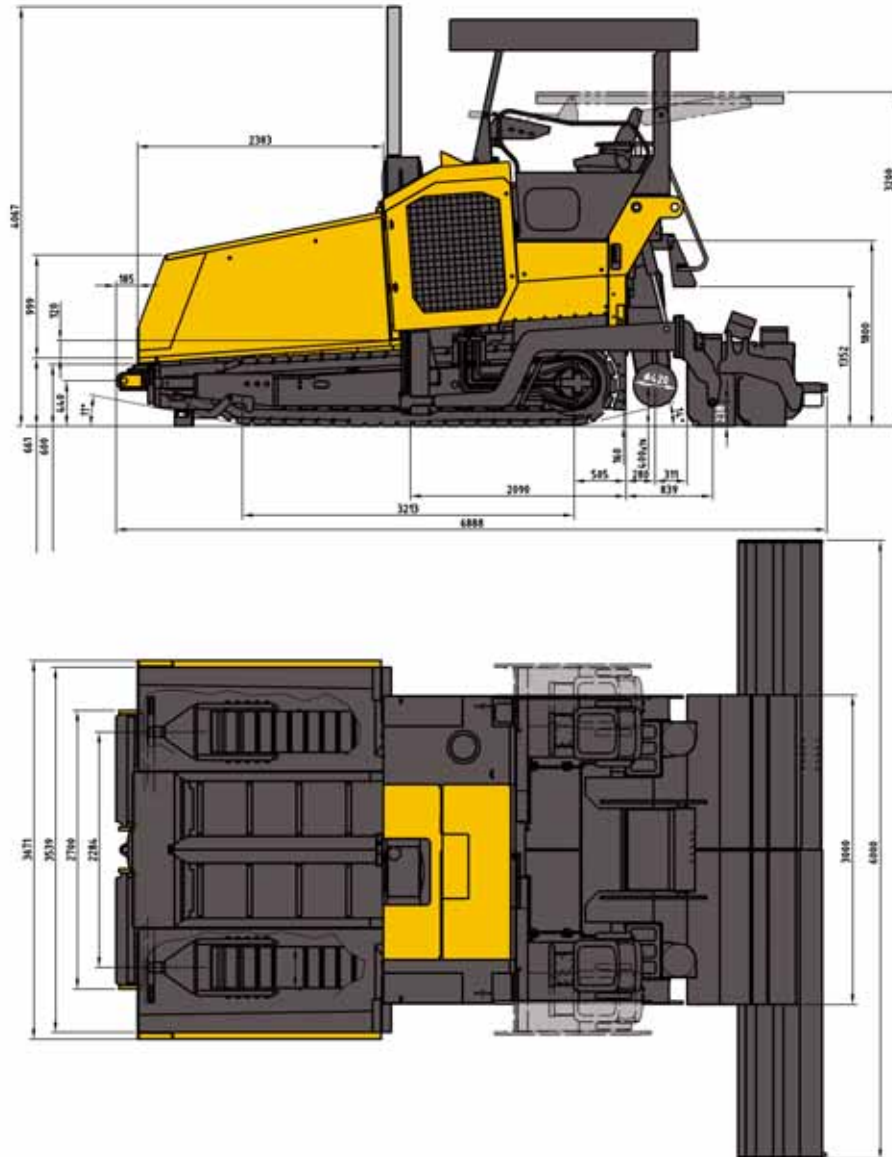
F

B

C

E

DIMENSIONS



Paving widths / Screed operating weights ¹					
Screed model	Extension system	Basic width / Adjusting range	Weights	Max. paving width	Weights
VB 88	Hydraulic	3.00 - 6.00 m (9.84 - 19.68 ft)	4 090 kg (9,014 lb)	9.00 m (29.53 ft)	6 680 kg (14,723 lb)
VB 89	Hydraulic	3.00 - 6.00 m (9.84 - 19.68 ft)	4 460 kg (9,830 lb)	9.00 m (29.53 ft)	6 890 kg (15,186 lb)
VDT-V 88	Hydraulic	3.00 - 6.00 m (9.84 - 19.68 ft)	4 530 kg (9,984 lb)	9.00 m (29.53 ft)	7 300 kg (16,089 lb)
VDT-V 89	Hydraulic	3.00 - 6.00 m (9.84 - 19.68 ft)	4 830 kg (10,645 lb)	9.00 m (29.53 ft)	7 560 kg (16,662 lb)
VDT 120	Manual	3.00 m (9.84 ft)	2 200 kg (4,849 lb)	13.00 m (42.65 ft)	9 700 kg (21,379 lb)
MB 120	Manual	3.00 m (9.84 ft)	1 800 kg (3,967 lb)	16.00 m (52.5 ft)	9 730 kg (21,445 lb)

¹ All weights are approximate weights without options.

SPECIFICATIONS

STANDARD FEATURES / OPTIONAL EQUIPMENT

Specifications			
Engine (Diesel)	Model		Deutz TCD2015V06 4V
	Output	kW (HP)	273 (371) @ 1 800 min ¹
	Coolant		Liquid
	Fuel tank capacity	l (gal)	400 (106)
	Exhaust emission		COM III /EPA Tier III
Paving	Output (theor.) ²	t/h	1500
	Mat thickness (max.)	mm (in)	500 (19.7)
Speeds	Paving	m/min (fpm)	60 (197)
	Transport	km/h (mph)	3.6 (2.2)
Crawler unit	Length	mm (in)	3200 (126)
	Width (track plates)	mm (in)	400 (15.8)
Mix conveyor system	Hopper capacity	t	17.5
	Conveyors		2
	- Conveyor speed	m/min (fpm)	27.1 (88.9)
	Augers		2
	Auger speed	1/min (rpm)	117
	Auger diameter	mm (in)	420 (16.5)
Electrics		V	24 V system
Transport dimensions	Width x Length x Height	mm (in)	3 000 x 6 890 x 3 200 (118.2 x 271.5 x 126.1)
Weights ³	Tractor unit	kg (lb)	21 800 (48,047)

² The actual paving output depends upon the mat thickness, the paving width and paving speed and will vary according to the paving conditions prevailing on your jobsite. Please contact us and we will be pleased to assist you in calculating the paving output for your particular paving project.

³ All weights are approximate weights without options.

Standard ● Optional ○			
Deutz Diesel engine, COM IIIA/EPA Tier III	●	Mat thickness scale in inch	○
Electronic Paver Management (EPM2)	●	Levelling systems (please see price list)	○
Remote Diagnostic Service (RDS)	○	Electric switch cabinet	●
Adjustable control unit	●	Four working lights	●
Two seats, laterally extendable	●	Sound insulation	●
Deluxe seats with heating	○	Anti-Vandal kit	●
Railings with seat console	●	Battery master switch	●
Canopy	●	Two external control panels for the paving screed	●
Front windscreen	○	Tool kit	●
Side curtains for canopy	○	Extractor for bituminous fumes	○
Electronic drive control	●	Central lubrication	●
Lifetime lubricated crawler track rollers	●	Xenon floodlighting	○
Forged and hardened crawler track links	●	Two additional lights (rear)	○
Automatic crawler track tensioner	●	Working lights with magnetic base	○
Large truck buffer rollers	●	Two additional lateral gas bottle holders	○
Four individual hydrostatic drives for conveyors and augers	●	Warning beacon	○
Proportional USS auger control according to material requirements	●	Auxiliary control panel	●
Reversible direction of auger rotation	●	Additional sockets 230V	○
Screed lock	●	Emulsions spraying system	○
Screed anti-climbing lock	●	Heavy-duty spray cleaning gun	○
Screed tensioning device for fixed screeds	○	Fuel transfer pump	○
Screed assist	●	Sign plates USA	○
Screed load device	○	Special paintwork (according to RAL color code, excluding metallic paintwork)	○
Screed spacer blocks, 50 mm	○	Biodegradeable hydraulic oil	○
Hydraulic auger height adjustment	●		

Partial listing of standard equipment and available options



Volvo Construction Equipment is different. Our machines are designed, built and supported in a different way. That difference comes from an engineering heritage of over 175 years. A heritage of thinking first about the people who actually use the machines. About how to help them be safer, more comfortable, more productive. About the environment we all share. The result of that thinking is a growing range of machines and a global support network dedicated to helping you do more. People around the world are proud to use Volvo. And we're proud of what makes Volvo different – **More care. Built in.**



Not all products are available in all markets. Under our policy of continuous improvement, we reserve the right to change specifications and design without prior notice. The illustrations do not necessarily show the standard version of the machine.

VOLVO

Volvo Construction Equipment
www.volvo.com

Ref. No. VOE21B1004435
Printed in Sweden 2008-08-1,5
Volvo, Hameln

English
RM